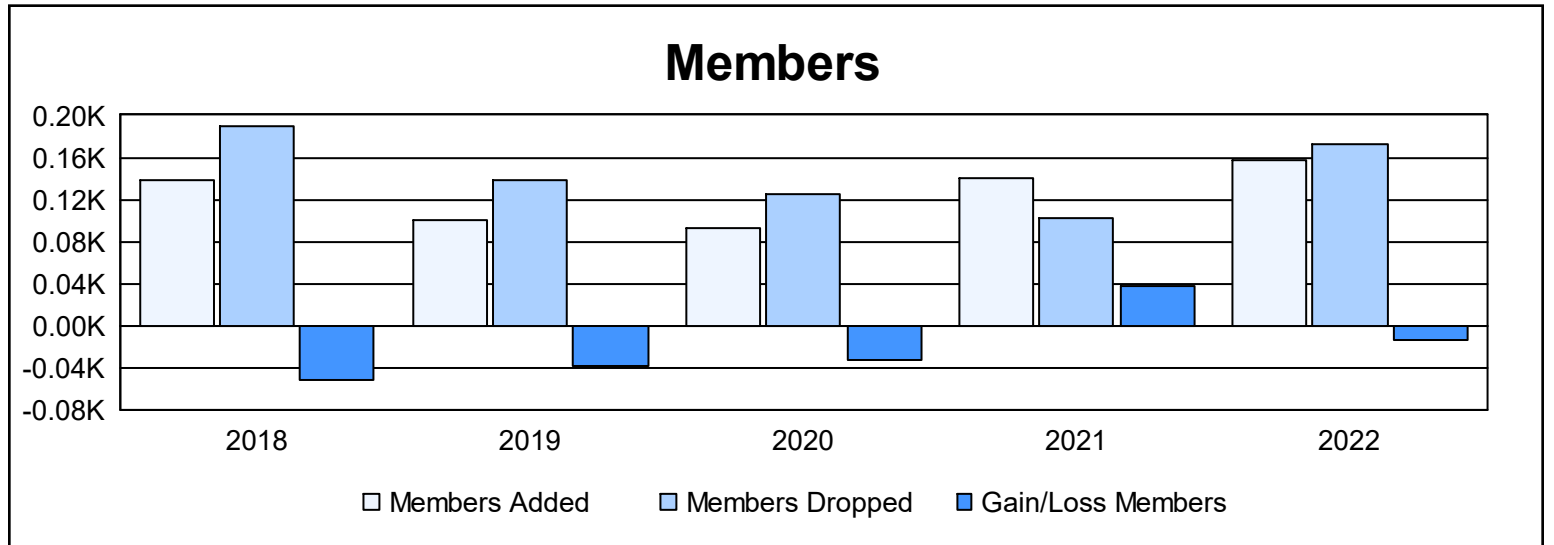
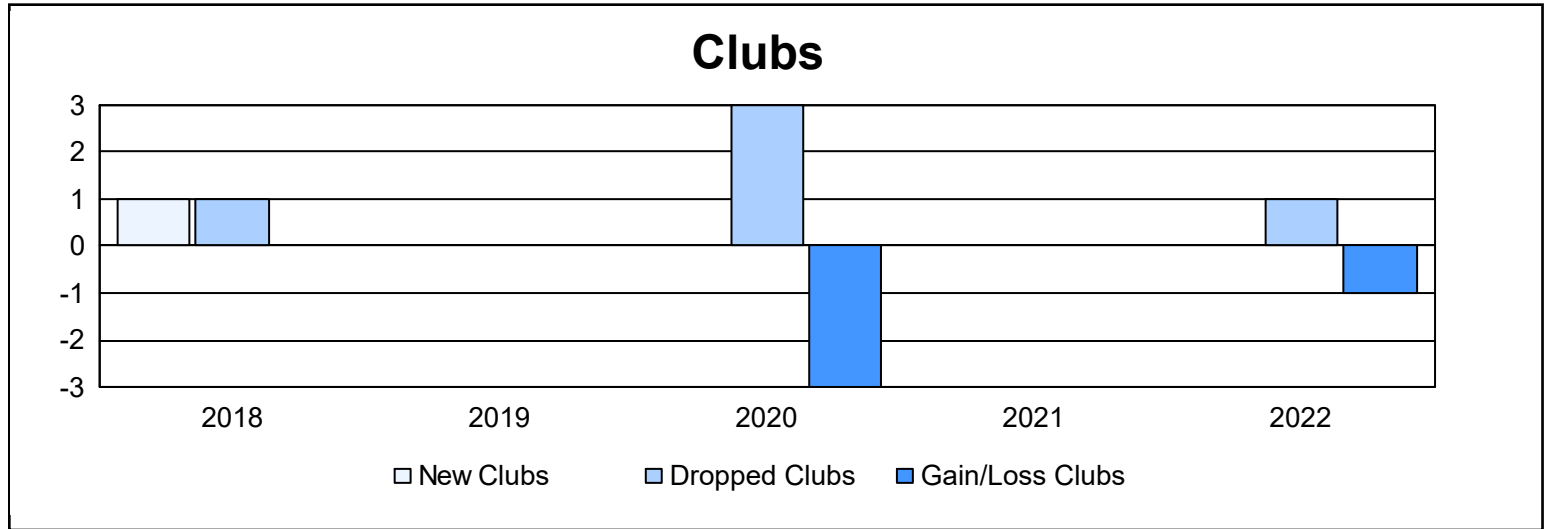
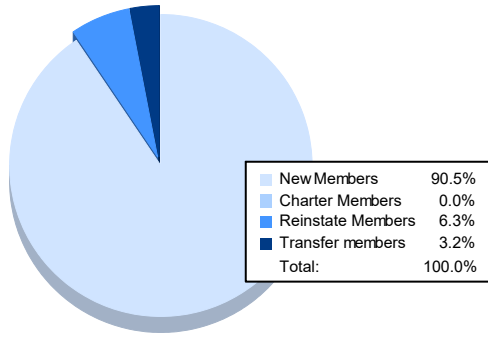


Year	New Clubs	Dropped Clubs	Gain/ Loss Clubs	New Members	Charter Members	Reinstate Members	Transfer Members	Total Member Added	Total Members Dropped	Gain/ Loss Members
2017-2018	1	1	0	84	26	10	18	138	190	-52
2018-2019	0	0	0	84	2	13	1	100	138	-38
2019-2020	0	3	-3	79	1	8	4	92	125	-33
2020-2021	0	0	0	130	1	4	5	140	103	37
2021-2022	0	1	-1	143	0	10	5	158	172	-14
<b>Average</b>	<b>0</b>	<b>1</b>	<b>-1</b>	<b>104</b>	<b>6</b>	<b>9</b>	<b>7</b>	<b>126</b>	<b>146</b>	<b>-20</b>



### Membership Composition June 2022 Cumulative



### Gender Composition June 2022 Cumulative

